




# TTY Biopharm 4105

## Q1/2026 Operational Results Report



2026.05.27

# Disclaimer

This presentation contains certain forward-looking statements.

These forward-looking statements may be identified by words such as 'believes', 'expects', 'anticipates', 'projects', 'intends', 'should', 'seeks', 'estimates', 'future' or similar expressions or by discussion of, among other things, strategy, goals, plans or intentions. Various factors may cause actual results to differ materially in the future from those reflected in forward-looking statements contained in this presentation, among others:

- 1 pricing and product initiatives of competitors;
- 2 legislative and regulatory developments and economic conditions;
- 3 delay or inability in obtaining regulatory approvals or bringing products to market;
- 4 fluctuations in currency exchange rates and general financial market conditions;
- 5 uncertainties in the discovery, development or marketing of new products or new uses of existing products, including without limitation negative results of clinical trials or research projects, unexpected side-effects of pipeline or marketed products;
- 6 increased government pricing pressures;
- 7 interruptions in production
- 8 loss of or inability to obtain adequate protection for intellectual property rights;
- 9 litigation;
- 10 loss of key executives or other employees; and
- 11 adverse publicity and news coverage.

TTY Biopharm cautions that this foregoing list of factors is not exhaustive. There may also be other risks that management is unable to predict at this time that may cause actual results to differ materially from those in forward-looking statements. You are cautioned not to place undue reliance on these forward-looking statements, which speak only as of the date on which they are made. TTY Biopharm undertakes no obligation to update publicly or revise any forward-looking statements. Any statements regarding earnings growth is not a profit forecast and should not be interpreted to mean that TTY Biopharm's earnings or earnings per share for this year or any subsequent period will necessarily match or exceed published earnings or earnings per share forecasts of TTY Biopharm Company Limited.

# 01 Q1/2026 Operational Highlights



# TTY Strategy Enhances Operational Performance

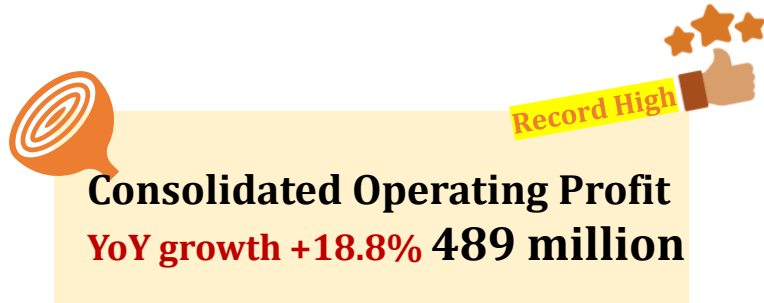
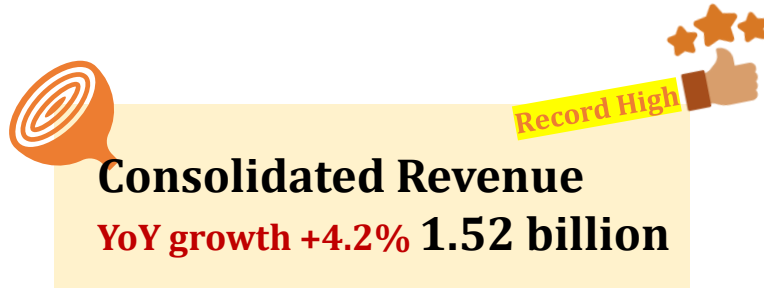
Operational  
Results Report

## Revenue Overview

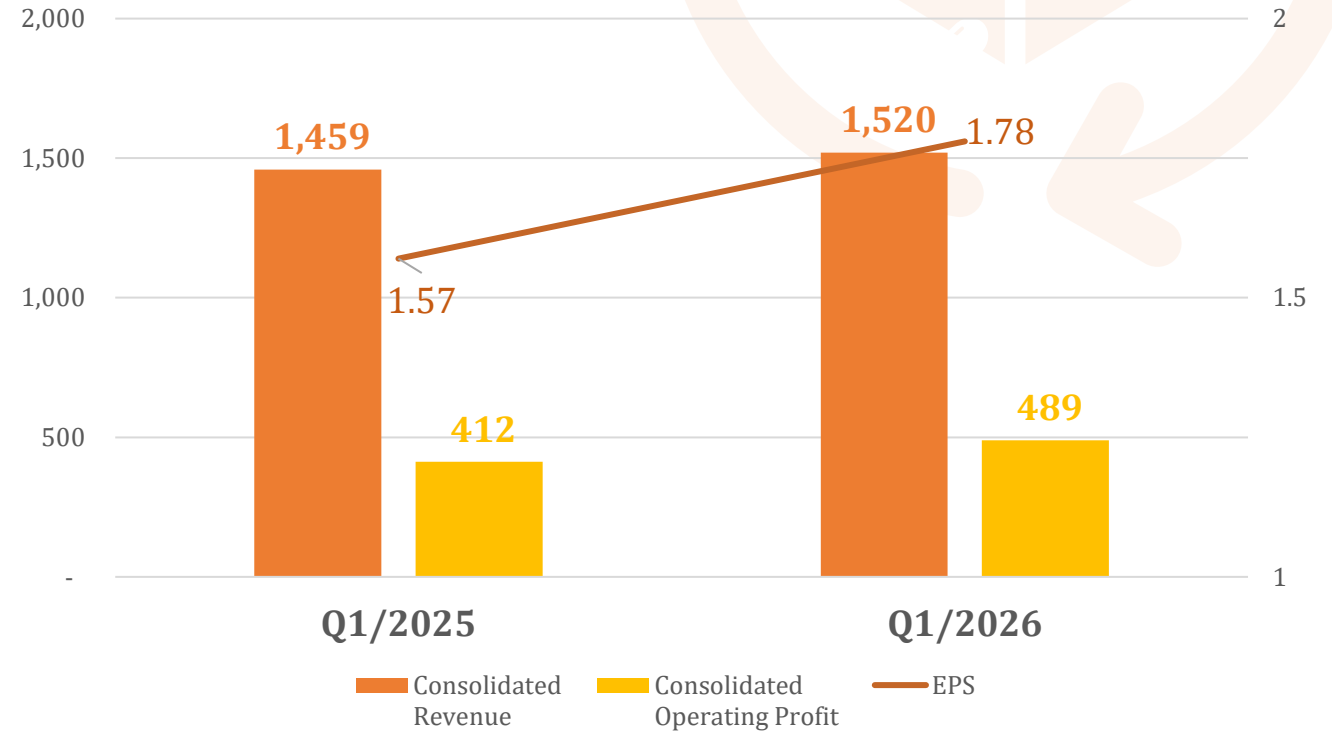
Q1/2026  
Operational  
Highlights

Q1/2026  
Financial  
Performance

2026 Outlook



Unit : Million



# Q1/2026 Operational Highlights

Operational  
Results Report

Q1/2026  
Operational  
Highlights

Q1/2026  
Financial  
Performance

2026 Outlook



## Strong Growth in Overseas Sales

Lipo-AB in the US reaches 1/3 of the market share, and sales increasing steadily. Its market share in the US continues to grow, and the goal is to achieve 20% export share.

\*TTY Consolidated Net Sakes Ratio.

## Significant Achievements in Self-Developed and Domestically Produced New Drugs

- The new antibiotic Bobimixyn has been launched, meeting the needs of later-line clinical trials.
- Self-developed generic drugs Pexeda and Leavdo align with international treatment guidelines.
- Pulmivex, a novel targeted therapy for lung cancer, has been launched and continues to generate operating profits.

## Introducing New International Drugs to Improve Product Portfolio

- Minjuvi, is designed to combat refractory lymphomas and covered by Taiwan's NHI by the end of 2025.
- Xpovio, a novel drug with a new mechanism of action for multiple myeloma (MM), is covered by NHI.

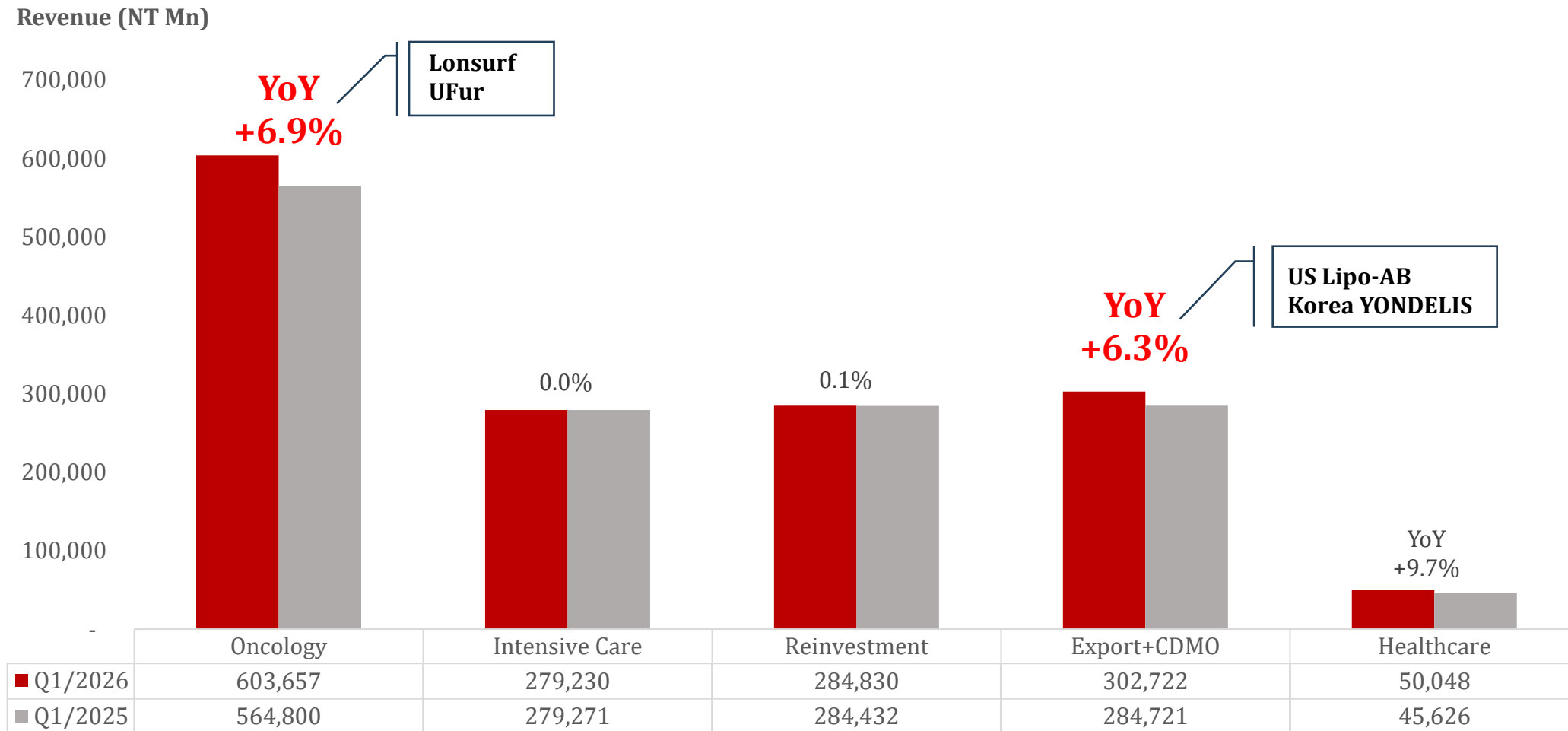
# Q1/2026 Revenue Performance of BUs

Operational Results Report

Q1/2026 Operational Highlights

Q1/2026 Financial Performance

2026 Outlook



# Three Arrows of Operation with Outstanding Results

Operational  
Results Report

Q1/2026  
Operational  
Highlights

**Export**  
Difficulty  
Generic Drugs

## Launch the Drug Licenses Submission Globally

- ▶ New equipment to meet the capacity expansion needs of the US sales growth.
- ▶ Saudi Arabia, Vietnam, the Philippines, Jordan, and Hong Kong have applied licenses and registration procedures for submitted documents.
- ▶ Australia is expected to obtain license in Q2.

Q1/2026  
Financial  
Performance

**License-in**  
International New  
Drugs

## Access to Global Therapies

- ▶ Minjuvi, new treatment options for Lymphoma launched.
- ▶ Asia's first adjuvanted flu vaccine to be funded by the government in 2026.
- ▶ In line with the EU, adjuvanted flu vaccines will be available to adults aged 50 and over in 2026.
- ▶ Introducing the TTY\_B varicella vaccine by participate in government tenders in 2026.

2026 Outlook

**Self-developed**  
New Drugs/  
Generic Drugs

## Cross-Border Corporate Collaboration

- ▶ Product Strategy Alliance on Avastin/Rozlytrek.
- ▶ Xpovio has been granted distribution rights offers a complete product line for hematoma treatments.

## Strengthened Supply Resilience

- ▶ First domestically developed targeted lung cancer drug, Pulmivex, received license in Q1/2026.
- ▶ Fustron, a new breast cancer treatment is covered by NHI in Q1/2026, and a record-breaking achievement.
- ▶ Fustron was approved in February for a new indication in combination with ribo.
- ▶ Bobimixyn, the first new antibiotic drug, with impressive marketing performance.

## Emerging Combination Therapy Trends

- ▶ Self-made product, Pexeda combined with IO therapy (Keytruda).
- ▶ Self-made Leavdo+Minjuvi monoclonal antibody.


# Product Pipeline: Self-develop, License-in, Cooperation

Operational  
Results Report

Q1/2026  
Operational  
Highlights

Q1/2026  
Financial  
Performance

2026 Outlook



Note: those without marked are in Taiwan.

# 02 Q1/2026 Financial Performance



# Q1/2026 Financial Performance

## Operational Results Report

Q1/2026  
Operational  
Highlights

Q1/2026  
Financial  
Performance

2026 Outlook

<b>Income Statement</b> ( Unit: NT Thousand )	<b>2026 Q1</b>	<b>2025 Q1</b>	<b>YoY Differences</b>	<b>YoY %</b>
<b>Net Sales</b>	<b>1,520,487</b>	<b>1,458,850</b>	61,637	<b>4.2%</b>
Operating Cost	608,300	574,396	33,904	5.9%
<b>Gross Profit</b>	<b>912,187</b>	<b>884,454</b>	<b>27,733</b>	<b>3.1%</b>
Gross Margin (%)	60.0%	60.6%		
Operating Expenses	426,824	471,386	-44,562	-9.5%
<b>Operating Profit</b>	<b>489,470</b>	<b>412,145</b>	<b>77,325</b>	<b>18.8%</b>
Operating Margin (%)	32.2%	28.3%		
Non-operating Income	84,149	103,451	-19,302	-18.7%
Profit before Tax	573,619	515,596	58,023	11.3%
<b>Net Income (Consolidated)</b>	<b>463,157</b>	<b>408,082</b>	<b>55,075</b>	<b>13.5%</b>
Net Margin (%)	30.5%	28.0%		
Net Profit Attributable to Owners of the Parent Company	443,065	391,096	51,973	
EPS (Unit : NTD)	1.78	1.57		

## Financial Performance

- YoY consolidated revenue was 1.52 billion, +4.2% due to the growth of Oncology BU and exports compared to the same period last year.
- YoY consolidated operating gross profit at 60.0%, and it's about the same as the period last year.
- Operating Expenses decreased by 9.5% is due to the effectiveness of cost reduction and efficiency improvement strategies.
- Non-operating income decreased by 18.7%, due to the recognition of settlement in overseas markets in Q1/2025.
- Net income after tax was 463 million, and the net profit attributable to owners of the parent company was 443 million, and EPS was NT\$1.78, representing a YoY increase of NT\$0.21.

# Q1/2026 Steady Revenue Growth

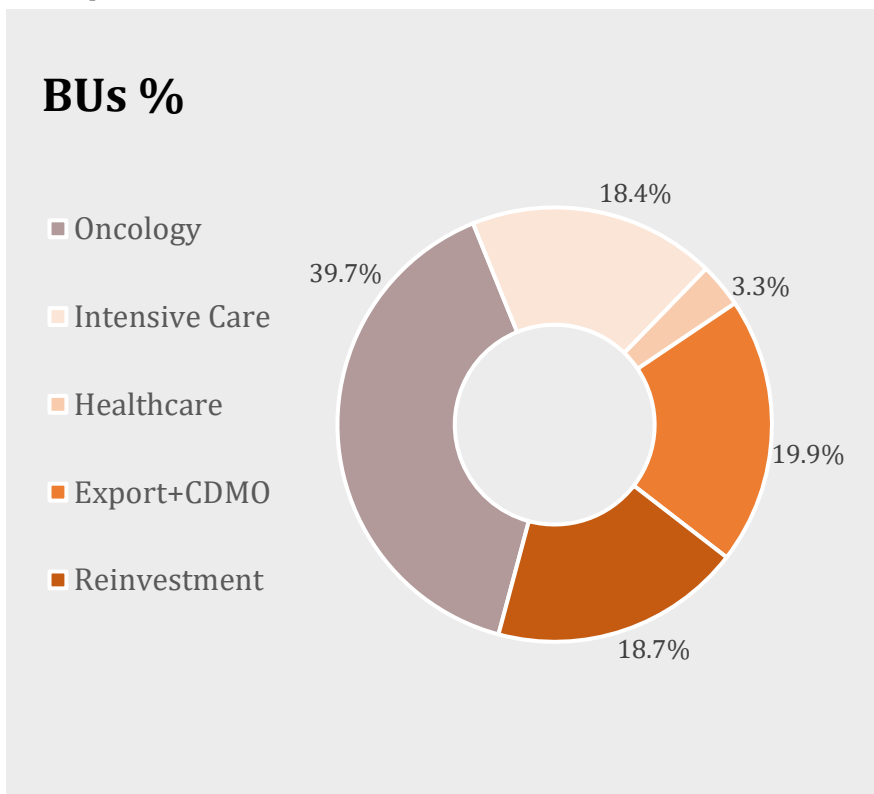
Operational  
Results Report

Q1/2026  
Operational  
Highlights

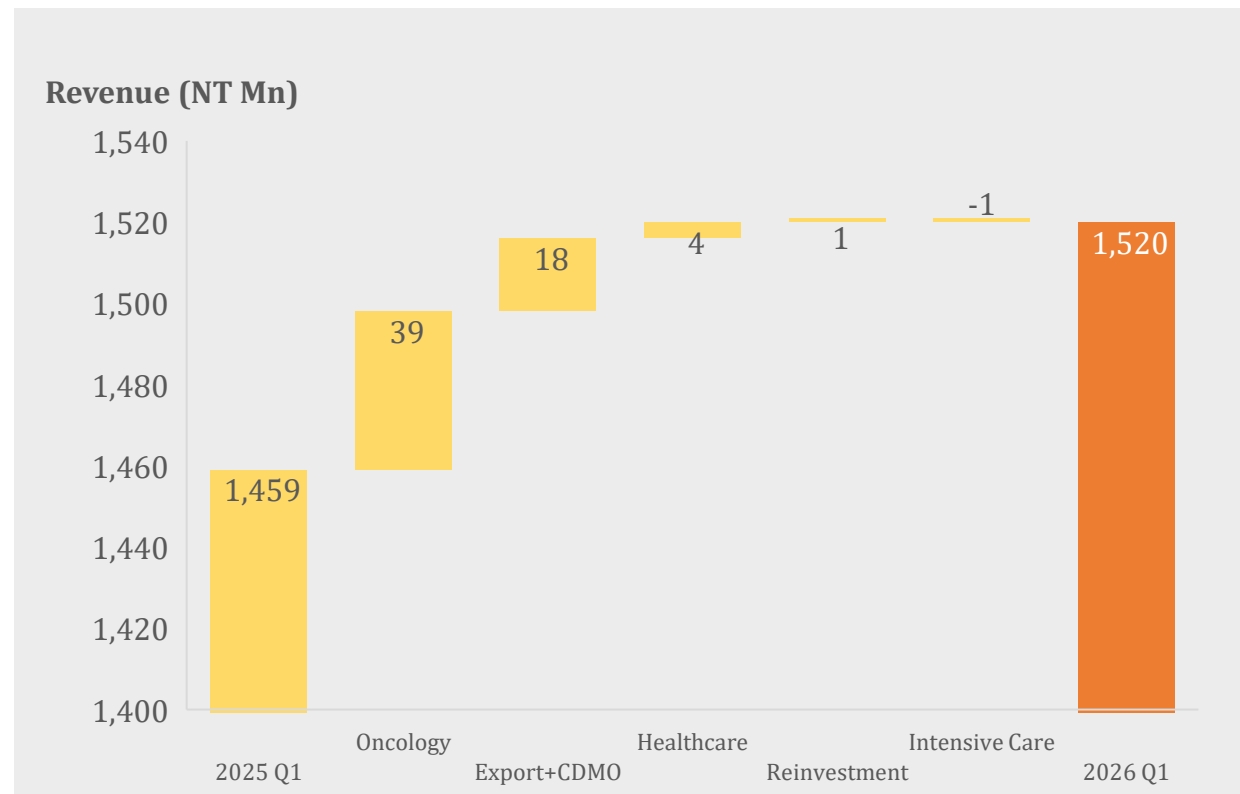
Q1/2026  
Financial  
Performance

2026 Outlook

## Q1/2026 Revenue Breakdown



## Q1/2026 Revenue Growth



Q1/2026  
Operational  
Highlights

Q1/2026  
Financial  
Performance

**2026 Outlook**

# 03 2026 Outlook



# Core Strategy and the Three Arrows are Implemented

Operational  
Results Report

Q1/2026  
Operational  
Highlights

Q1/2026  
Financial  
Performance

2026 Outlook



# 2026 Key Tasks



Operational  
Results Report

Q1/2026  
Operational  
Highlights

Q1/2026  
Financial  
Performance

2026 Outlook

**1**  
**Expanding collaboration & overseas market**

- **Lipo-AB:**
  - Expected to obtain licenses from Saudi Arabia, Australia, and Jordan
  - Deploy the market in Southeast Asia and South America
- **Leavdo launched in Singapore**
- **Continue to cultivate Southeast Asian markets such as Vietnam and South Korea**

**2**  
**Licensing In & Self-developed**

- **Launch licensing-in products annually, expanding operational performance**
  - New drug of lung cancer, Pulmivex launched
  - Achieved blood cancer drug, Xpovio's distribution
- **Self-developed new products**
  - Launched antibiotics DP and TZ are on the market
- **Establish domestic technology transfer model**

**3**  
**Cost Reduction & Process Improvement**

- **Implementing ERP (SAP) to optimized and improved operational efficiency continuously.**
- **Capacity optimization.**
- **Supply chain management.**